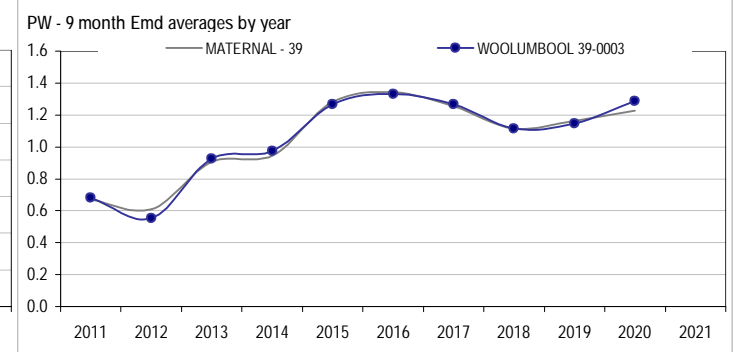
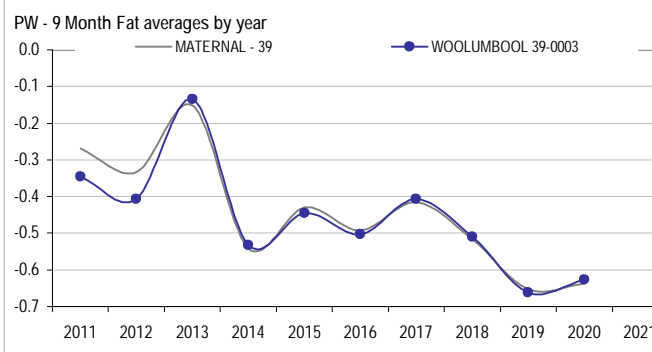
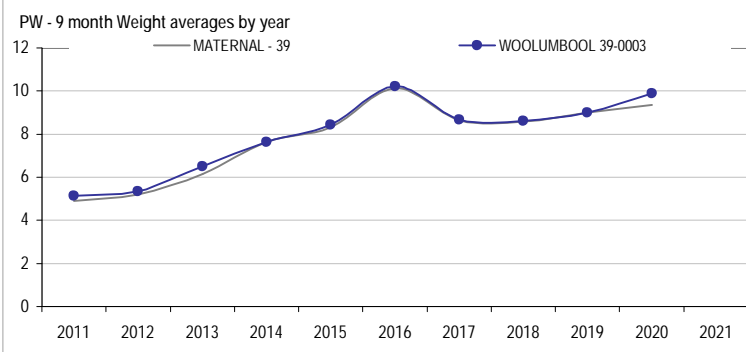
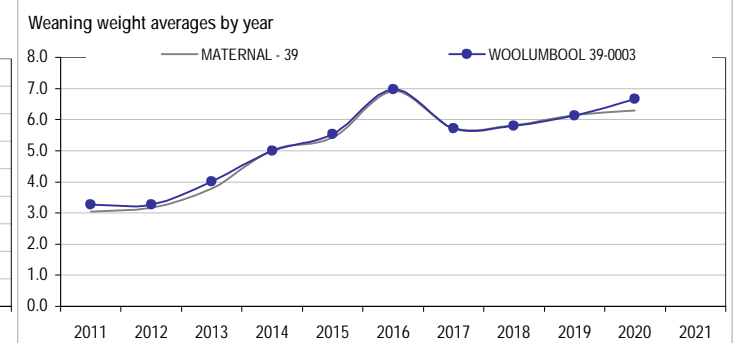
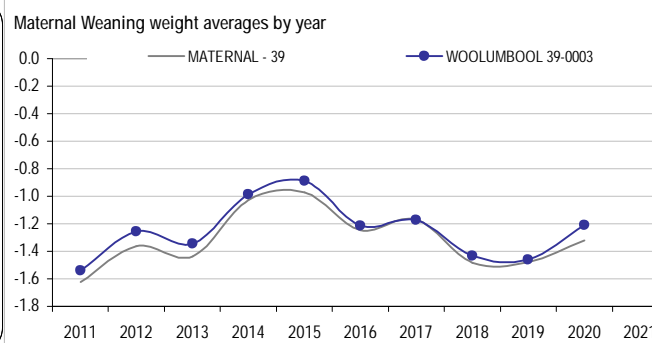
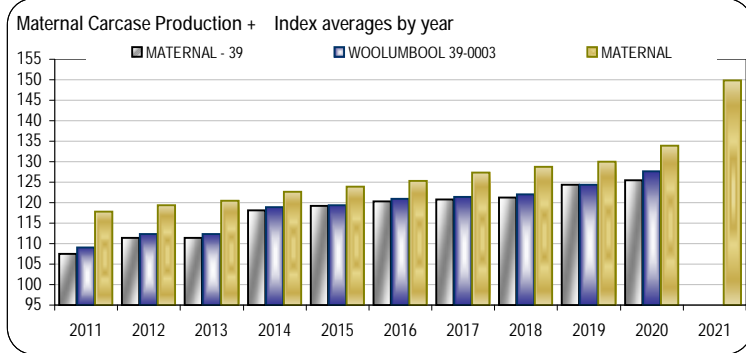


WOOLUMBOOL

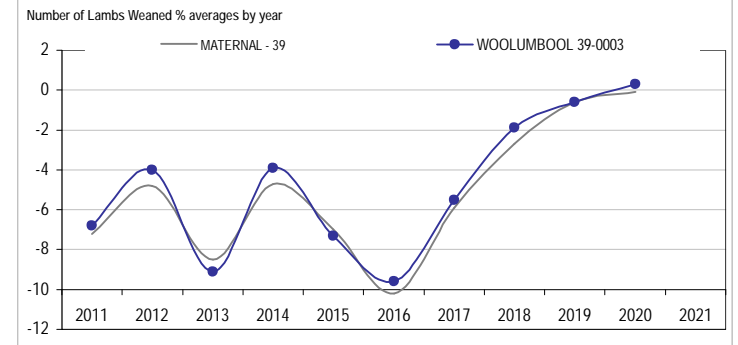
PHIL CLOTHIER
39-0003

Analysis : **MATERNAL - 39**

Dated : 15-Aug-21



MATERNAL - 39												
	WWT	PWWT	PFAT	PEMD	YGFW%	YFD	NLW%	YNLW%	PWEC	MCP+	Mat\$	Counts
2012	3.2	5.2	-0.3	0.6	-9.8	-1.85	-4.8	-4.5	-11.5	111.5	106.0	692
2013	3.8	6.1	-0.2	0.9	-8.3	-0.93	-8.5	-4.8	1.4	111.5	105.7	647
2014	5.0	7.6	-0.5	0.9	-6.4	-1.05	-4.7	-1.6	4.6	118.2	115.7	679
2015	5.4	8.3	-0.4	1.3	-9.7	-1.19	-7.0	-2.9	4.7	119.3	116.1	585
2016	6.9	10.1	-0.5	1.3	-5.2	0.22	-10.2	-4.4	-12.9	120.2	118.5	608
2017	5.7	8.6	-0.4	1.3	-9.6	-1.49	-5.9	-1.0	-1.6	120.8	117.9	691
2018	5.8	8.6	-0.5	1.1	-10.5	-1.69	-2.7	0.6	0.2	121.2	118.9	648
2019	6.2	9.0	-0.7	1.2	-9.2	-1.84	-0.6	0.2	-8.7	124.4	122.9	582
2020	6.3	9.4	-0.6	1.2	-5.4	-1.95	-0.1	0.8	-13.4	125.5	125.9	721
2021	0.0	0.0	0.0	0.0	0.0	0.00	0.0	0.0	0.0	0.0	0.0	0
WOOLUMBOOL 39-0003												
	WWT	PWWT	PFAT	PEMD	YGFW%	YFD	NLW%	YNLW%	PWEC	MCP+	Mat\$	Counts
2012	3.3	5.3	-0.4	0.6	-9.3	-1.95	-4.0	-3.9	-11.7	112.4	107.5	437
2013	4.0	6.5	-0.1	0.9	-7.6	-0.81	-9.1	-4.9	1.1	112.3	106.8	365
2014	5.0	7.6	-0.5	1.0	-6.6	-1.00	-3.9	-1.1	3.4	118.9	116.7	454
2015	5.5	8.4	-0.4	1.3	-9.4	-1.13	-7.3	-2.9	6.7	119.4	116.3	411
2016	7.0	10.2	-0.5	1.3	-5.2	0.27	-9.6	-3.9	-13.0	121.0	119.5	395
2017	5.7	8.7	-0.4	1.3	-9.5	-1.48	-5.5	-0.7	-0.2	121.4	118.4	487
2018	5.8	8.6	-0.5	1.1	-10.5	-1.66	-1.9	1.1	0.8	122.0	119.9	475
2019	6.1	9.0	-0.7	1.1	-8.7	-1.88	-0.6	0.4	-7.8	124.4	122.9	463
2020	6.7	9.9	-0.6	1.3	-5.7	-1.87	0.3	1.1	-15.8	127.7	128.5	445
2021	0.0	0.0	0.0	0.0	0.0	0.00	0.0	0.0	0.0	0.0	0.0	0



WOOLUMBOOL 39-0003	
Fleece	Yes
Weights	Yes
Carcase	Yes
FEC	Yes
Reproduction	Yes

