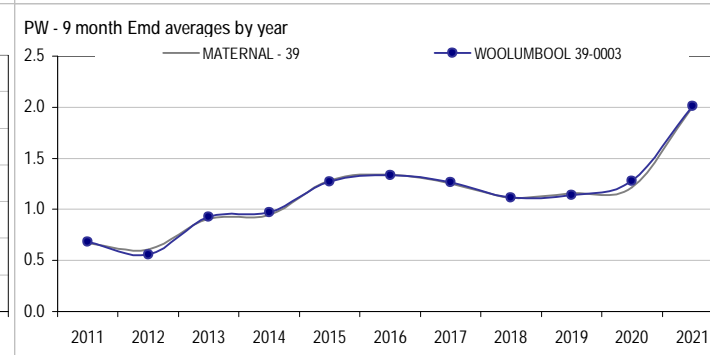
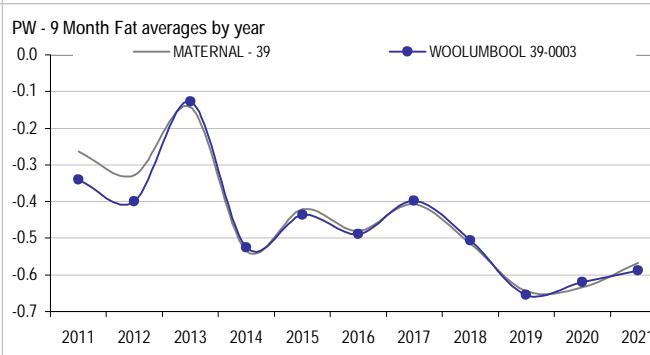
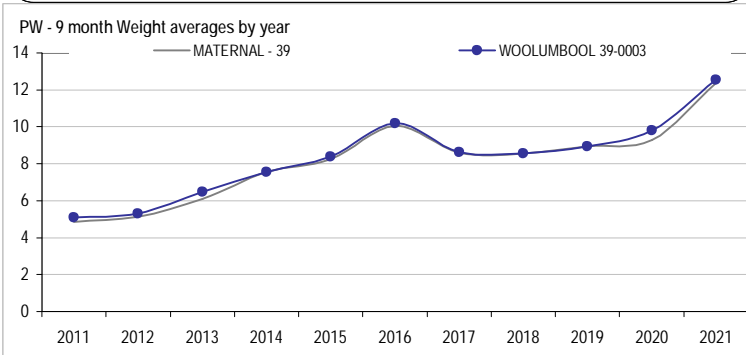
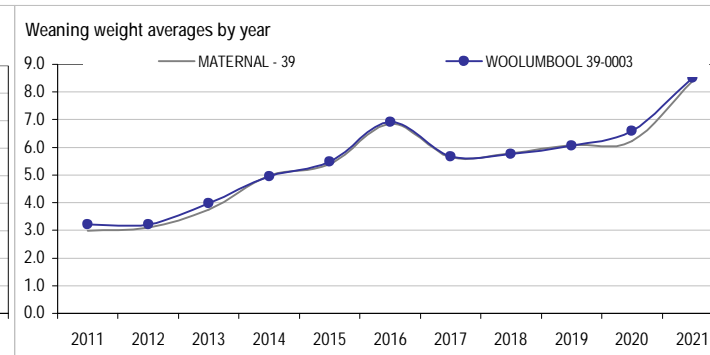
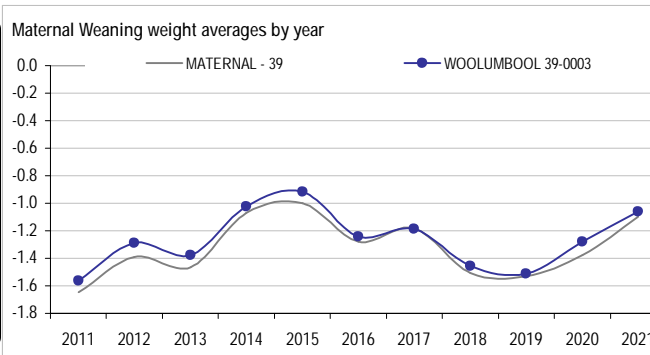
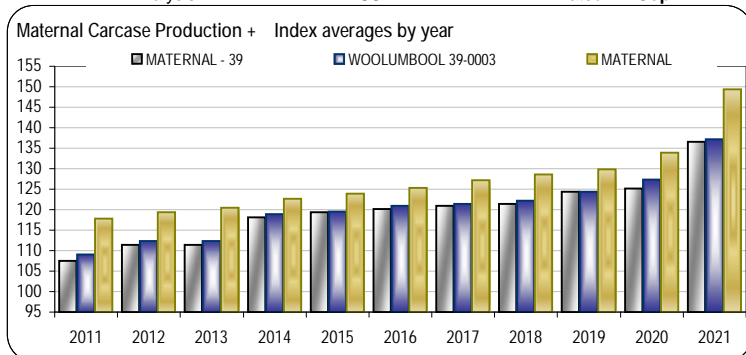


WOOLUMBOOL

PHIL CLOTHIER
39-0003

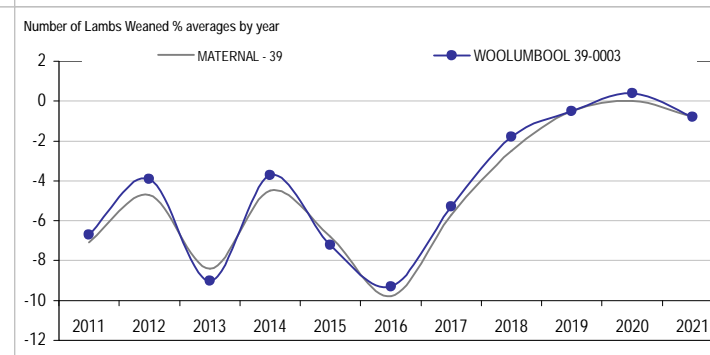
Analysis : **MATERNAL - 39**

Dated : **1-Sep-21**



MATERNAL - 39												
	WWT	PWWT	PFAT	PEMD	YGFW%	YFD	NLW%	YNLW%	PWEC	MCP+	Mat\$	Counts
2012	3.1	5.1	-0.3	0.6	-8.3	-1.75	-4.7	-4.5	-11.8	111.5	106.2	692
2013	3.8	6.1	-0.1	0.9	-6.8	-0.79	-8.4	-4.8	1.1	111.5	105.9	647
2014	5.0	7.6	-0.5	0.9	-5.0	-0.95	-4.5	-1.6	4.2	118.2	115.8	679
2015	5.4	8.3	-0.4	1.3	-8.1	-1.07	-6.8	-2.9	4.3	119.4	116.3	585
2016	6.8	10.1	-0.5	1.3	-3.8	0.42	-9.8	-4.3	-13.2	120.2	118.8	608
2017	5.7	8.6	-0.4	1.3	-8.0	-1.49	-5.7	-1.0	-1.9	120.9	118.2	691
2018	5.8	8.6	-0.5	1.1	-7.7	-1.66	-2.5	0.6	-0.2	121.5	119.4	648
2019	6.1	8.9	-0.6	1.2	-6.4	-1.78	-0.5	0.2	-9.0	124.3	123.1	582
2020	6.2	9.3	-0.6	1.2	-3.3	-1.98	0.0	0.7	-13.7	125.2	125.9	721
2021	8.4	12.4	-0.6	2.0	-13.5	-1.30	-0.8	-1.4	-43.3	136.6	137.1	36

WOOLUMBOOL 39-0003												
	WWT	PWWT	PFAT	PEMD	YGFW%	YFD	NLW%	YNLW%	PWEC	MCP+	Mat\$	Counts
2012	3.2	5.3	-0.4	0.6	-7.7	-1.86	-3.9	-3.8	-12.0	112.4	107.7	437
2013	4.0	6.5	-0.1	0.9	-6.1	-0.65	-9.0	-4.9	0.8	112.3	107.0	365
2014	5.0	7.6	-0.5	1.0	-5.2	-0.90	-3.7	-1.1	3.0	118.9	116.9	454
2015	5.5	8.4	-0.4	1.3	-7.8	-1.01	-7.2	-3.0	6.4	119.5	116.6	411
2016	6.9	10.2	-0.5	1.3	-3.7	0.47	-9.3	-3.8	-13.3	120.9	119.8	395
2017	5.7	8.6	-0.4	1.3	-7.9	-1.48	-5.3	-0.7	-0.6	121.4	118.7	487
2018	5.8	8.6	-0.5	1.1	-7.8	-1.62	-1.8	1.1	0.4	122.2	120.4	475
2019	6.1	8.9	-0.7	1.1	-6.0	-1.81	-0.5	0.4	-8.1	124.3	123.2	463
2020	6.6	9.8	-0.6	1.3	-3.4	-1.89	0.4	1.1	-16.1	127.3	128.5	445
2021	8.5	12.5	-0.6	2.0	-13.5	-1.26	-0.8	-1.6	-44.1	137.1	0.0	29



WOOLUMBOOL 39-0003	
Fleece	Yes
Weights	Yes
Carcase	Yes
FEC	Yes
Reproduction	Yes

