

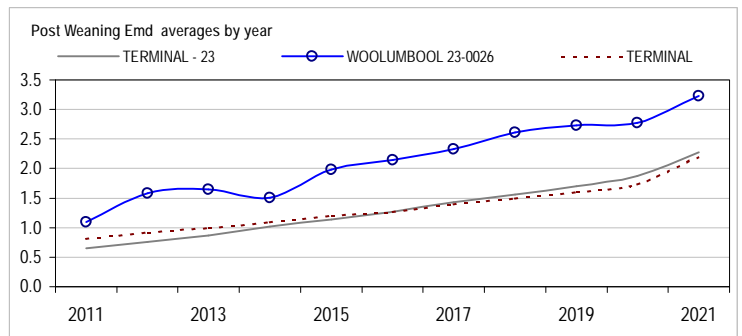
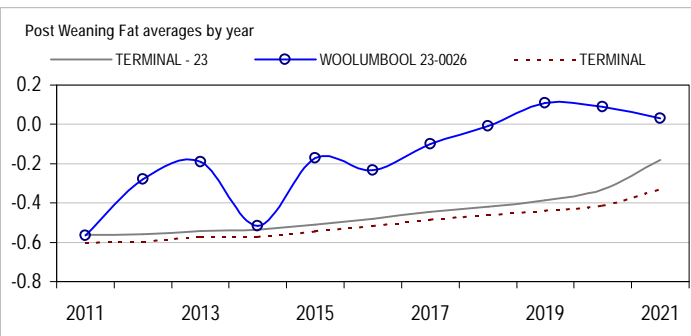
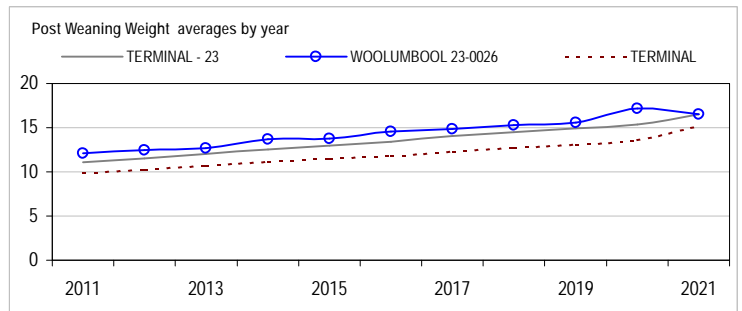
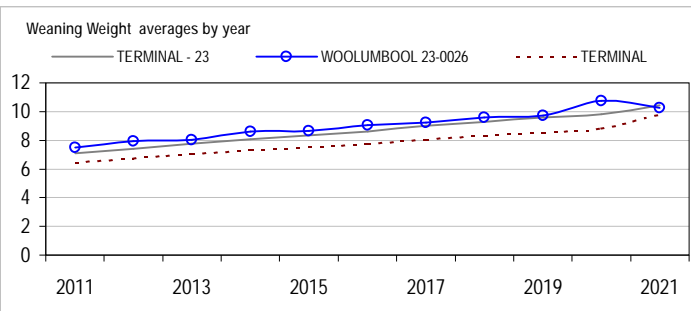
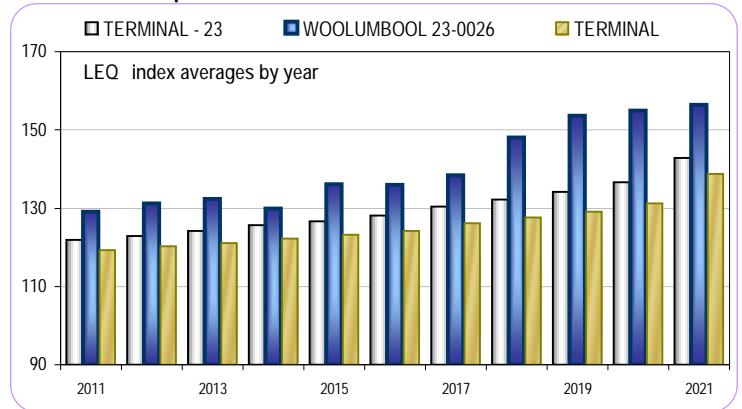
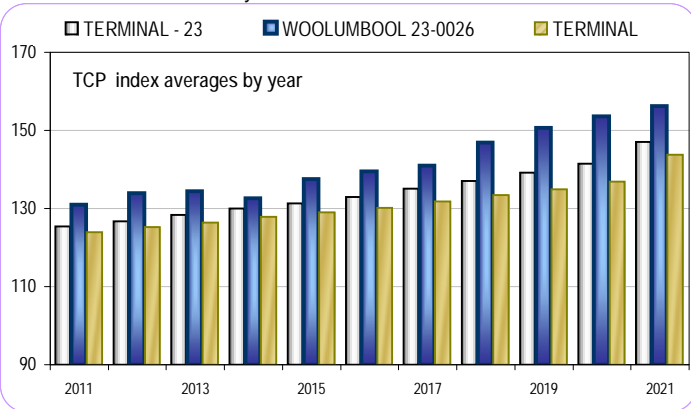
WOOLUMBOOL

PHIL CLOTHIER
23-0026

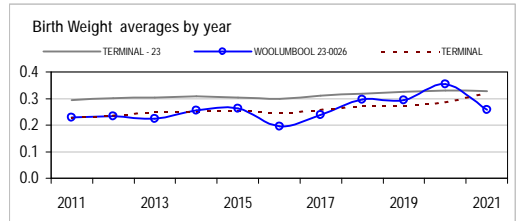


Analysis : **TERMINAL - 23**

Dated : **1 September 2021**



TERMINAL - 23								
	Bwt	Wwt	Pwwt	Pfat	Pemd	TCP	LEQ	Counts
2012	0.30	7.42	11.54	-0.56	0.76	126.8	122.9	48360
2013	0.30	7.74	12.05	-0.54	0.87	128.4	124.2	46798
2014	0.31	8.06	12.53	-0.54	1.01	130.0	125.6	45268
2015	0.30	8.33	12.95	-0.51	1.14	131.3	126.7	47627
2016	0.30	8.63	13.43	-0.48	1.26	132.9	128.1	49260
2017	0.31	9.00	14.03	-0.45	1.43	135.1	130.4	56310
2018	0.32	9.28	14.49	-0.42	1.56	137.1	132.2	53685
2019	0.33	9.57	14.96	-0.39	1.70	139.1	134.2	52129
2020	0.33	9.80	15.39	-0.33	1.87	141.5	136.7	57514
2021	0.33	10.44	16.54	-0.18	2.28	147.1	142.9	19318



Reports are prepared using data supplied by breeders and/or accredited operators for the analysis. SheepGenetics cannot guarantee the accuracy of this data. ASBV's are designed to estimate genetic merit of animals from the data supplied. Reports are provided to assist breeders but no liability is accepted for the outcome resulting from the use of this information.

WOOLUMBOOL 23-0026								
	Bwt	Wwt	Pwwt	Pfat	Pemd	TCP	LEQ	Counts
2012	0.23	7.94	12.50	-0.28	1.58	134.0	131.2	350
2013	0.22	8.03	12.72	-0.19	1.65	134.5	132.3	350
2014	0.26	8.59	13.67	-0.52	1.51	132.6	129.9	319
2015	0.26	8.67	13.76	-0.17	1.99	137.5	136.1	259
2016	0.19	9.08	14.59	-0.23	2.14	139.5	136.0	355
2017	0.24	9.24	14.86	-0.10	2.33	141.0	138.4	405
2018	0.30	9.59	15.30	-0.01	2.61	146.9	148.1	359
2019	0.30	9.72	15.60	0.11	2.73	150.6	153.6	333
2020	0.36	10.76	17.20	0.09	2.78	153.7	154.9	474
2021	0.26	10.25	16.50	0.03	3.23	156.2	156.3	135

Linkage Summary	
WOOLUMBOOL 23-0026	
Weights	Yes
Carcase	Yes
WEC	Yes
Reproduction	Yes
Site Code	230026

05-September-2021

