

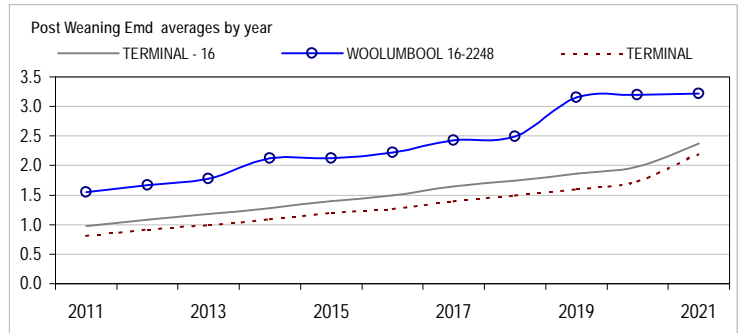
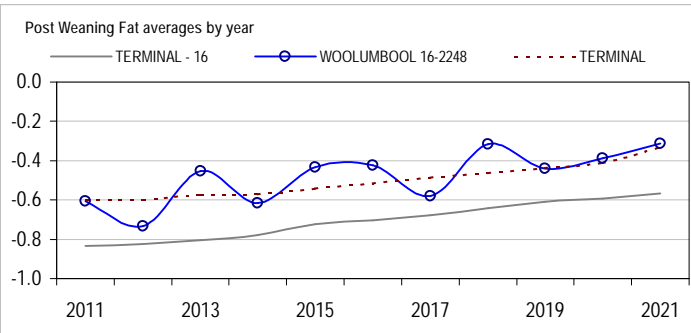
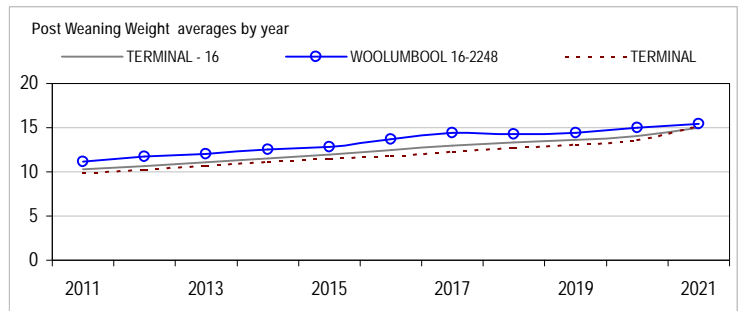
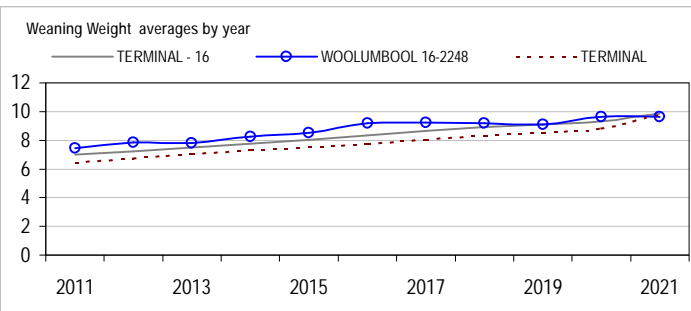
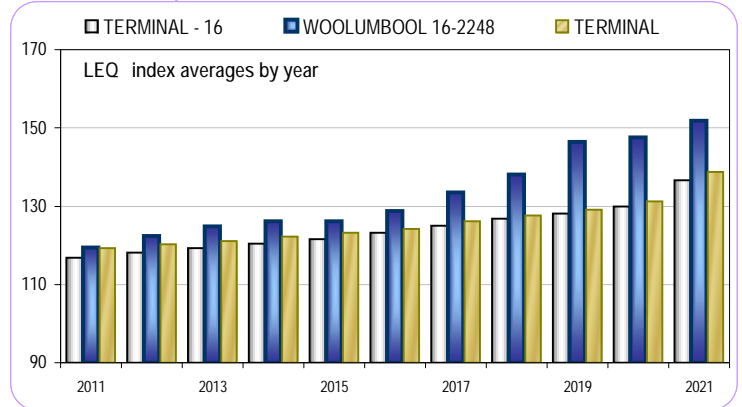
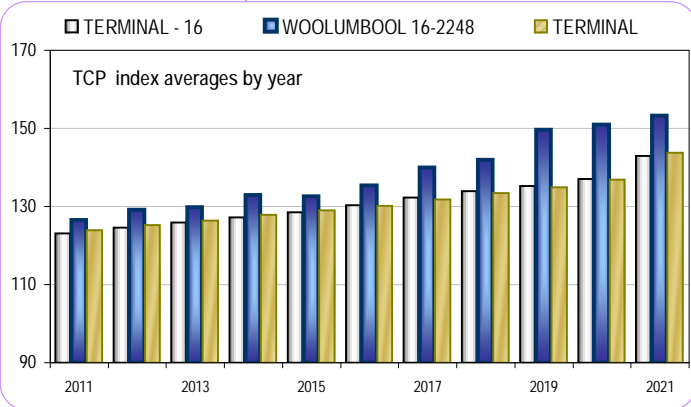
WOOLUMBOOL

PHIL CLOTHIER
16-2248

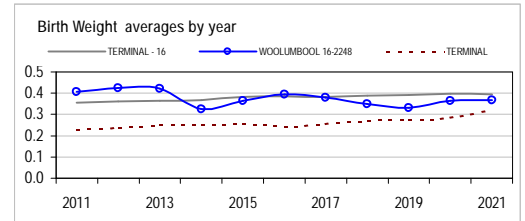


Analysis : **TERMINAL - 16**

Dated : **1 September 2021**



TERMINAL - 16								
	Bwt	Wwt	Pwwt	Pfat	Pemd	TCP	LEQ	Counts
2012	0.36	7.23	10.65	-0.82	1.09	124.6	118.2	48391
2013	0.37	7.50	11.11	-0.80	1.18	125.9	119.3	47554
2014	0.37	7.78	11.54	-0.78	1.27	127.3	120.5	47615
2015	0.38	8.04	11.94	-0.72	1.40	128.6	121.6	48679
2016	0.39	8.35	12.45	-0.70	1.49	130.3	123.1	48358
2017	0.38	8.64	12.94	-0.68	1.65	132.2	124.9	50228
2018	0.39	8.90	13.33	-0.64	1.75	133.9	126.8	47389
2019	0.39	9.08	13.64	-0.61	1.87	135.3	128.1	46256
2020	0.40	9.33	14.04	-0.59	1.98	137.1	129.9	50127
2021	0.39	9.85	15.00	-0.57	2.37	143.0	136.7	15364



Reports are prepared using data supplied by breeders and/or accredited operators for the analysis. SheepGenetics cannot guarantee the accuracy of this data. ASBV's are designed to estimate genetic merit of animals from the data supplied. Reports are provided to assist breeders but no liability is accepted for the outcome resulting from the use of this information.

WOOLUMBOOL 16-2248								
	Bwt	Wwt	Pwwt	Pfat	Pemd	TCP	LEQ	Counts
2012	0.42	7.87	11.75	-0.73	1.67	129.1	122.4	282
2013	0.42	7.80	12.00	-0.45	1.78	129.9	124.9	342
2014	0.33	8.27	12.54	-0.62	2.12	132.9	126.2	287
2015	0.37	8.51	12.81	-0.43	2.12	132.6	126.2	289
2016	0.40	9.18	13.73	-0.42	2.23	135.3	128.8	361
2017	0.38	9.23	14.43	-0.58	2.43	140.1	133.4	316
2018	0.35	9.19	14.30	-0.32	2.49	142.0	138.2	378
2019	0.33	9.09	14.44	-0.44	3.15	149.7	146.5	363
2020	0.37	9.63	14.99	-0.39	3.20	151.0	147.5	411
2021	0.37	9.64	15.42	-0.31	3.22	153.2	151.8	123

Linkage Summary	
WOOLUMBOOL 16-2248	
Weights	Yes
Carcase	Yes
WEC	Yes
Reproduction	Yes
Site Code	162248

05-September-2021

