

WOOLUMBOOL

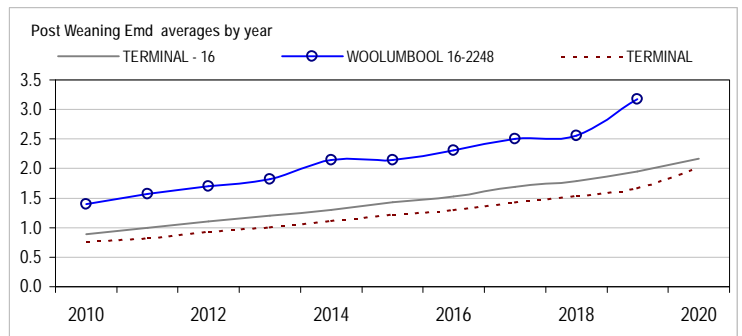
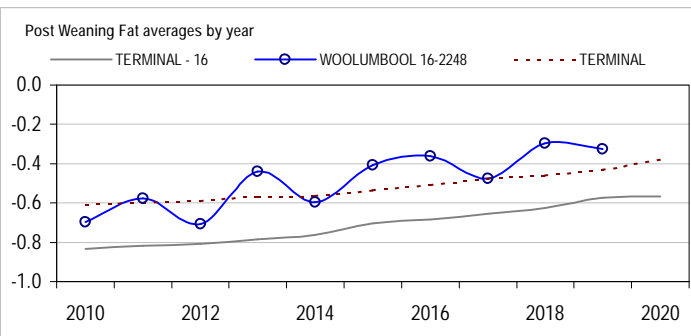
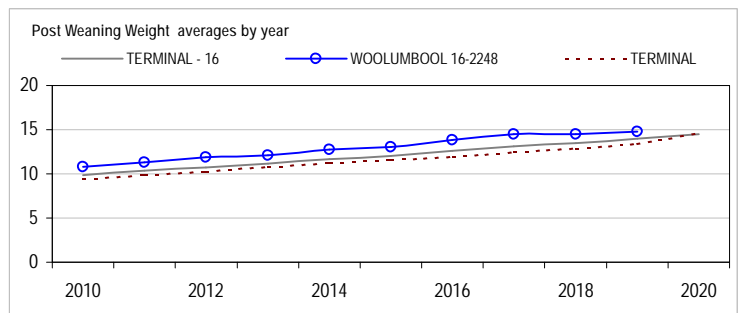
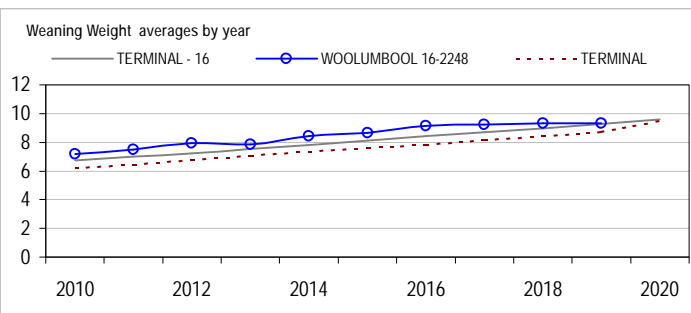
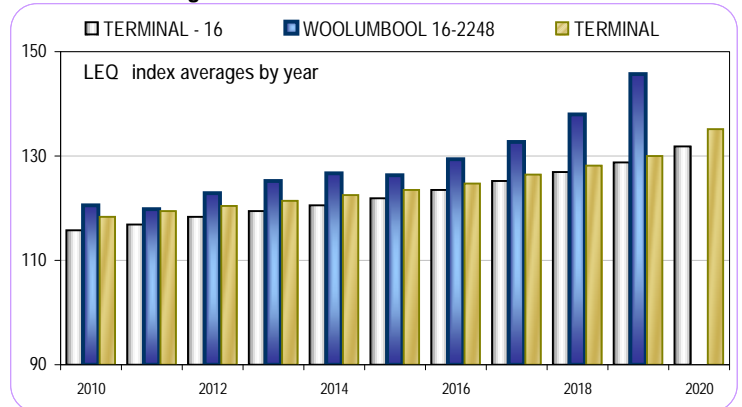
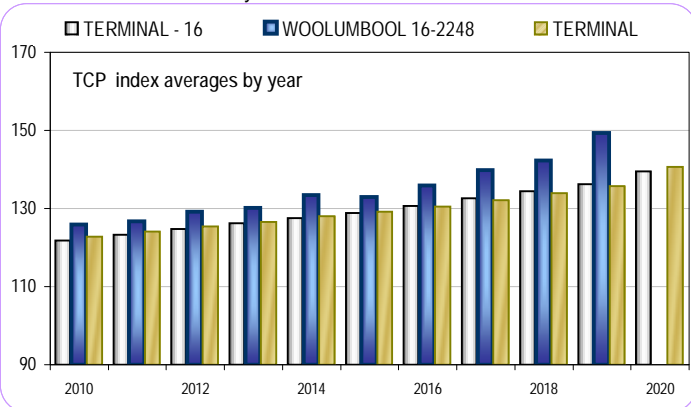
PHIL CLOTHIER
16-2248

SHEEP GENETICS

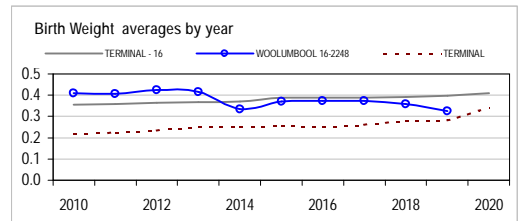


Analysis : **TERMINAL - 16**

Dated : **15 August 2020**



TERMINAL - 16								
	Bwt	Wwt	Pwwt	Pfat	Pemd	TCP	LEQ	Counts
2011	0.36	7.00	10.33	-0.82	0.99	123.3	116.9	48499
2012	0.36	7.25	10.71	-0.81	1.11	124.8	118.3	48277
2013	0.37	7.53	11.19	-0.78	1.21	126.2	119.4	47346
2014	0.37	7.83	11.64	-0.76	1.30	127.5	120.6	47205
2015	0.39	8.10	12.06	-0.70	1.43	128.9	121.9	48089
2016	0.39	8.42	12.60	-0.69	1.53	130.7	123.5	47422
2017	0.39	8.70	13.08	-0.65	1.69	132.7	125.3	48917
2018	0.39	8.98	13.48	-0.62	1.79	134.4	127.0	46078
2019	0.40	9.26	13.95	-0.57	1.95	136.2	128.7	42628
2020	0.41	9.59	14.52	-0.57	2.17	139.5	131.9	11065



Reports are prepared using data supplied by breeders and/or accredited operators for the analysis. SheepGenetics cannot guarantee the accuracy of this data. ASBV's are designed to estimate genetic merit of animals from the data supplied. Reports are provided to assist breeders but no liability is accepted for the outcome resulting from the use of this information.

WOOLUMBOOL 16-2248								
	Bwt	Wwt	Pwwt	Pfat	Pemd	TCP	LEQ	Counts
2011	0.41	7.51	11.32	-0.58	1.57	126.7	119.8	342
2012	0.42	7.93	11.85	-0.71	1.70	129.2	122.8	282
2013	0.42	7.86	12.10	-0.44	1.82	130.1	125.2	342
2014	0.34	8.41	12.77	-0.60	2.15	133.4	126.7	287
2015	0.37	8.65	13.04	-0.41	2.15	132.9	126.4	289
2016	0.37	9.15	13.82	-0.36	2.31	135.8	129.4	361
2017	0.37	9.22	14.46	-0.47	2.51	139.8	132.7	316
2018	0.36	9.30	14.47	-0.30	2.55	142.4	138.0	378
2019	0.32	9.34	14.81	-0.33	3.18	149.3	145.7	363
2020								0

Linkage Summary	
Weights	Yes
Carcase	Yes
WEC	Yes
Reproduction	Yes
Site Code	162248

20-August-2020

